



Rexnord® and Link-Belt® Roller Chains | Catalog

Drive and Conveyor Chains



Conveyor Chains

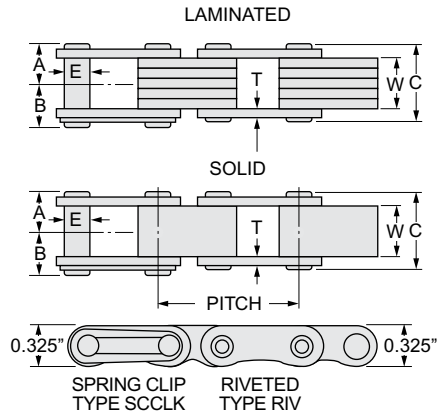
Block Chain

Link-Belt® Block chain is precision-finished chain consisting of alternate block links and link plates, joined by pins. Solid blocks are made of sintered metal. Laminated blocks are made of laminated steel plates. All chain is 1-inch pitch, with block links varying from $\frac{3}{16}$ - inch to $\frac{1}{2}$ - inch in width. Pitch is measured between centers of alternate pins in a taut chain, instead of between centers of adjacent pins.

This chain is used in light-load, low-speed conveyors. Its broad surface can be dragged along a guide to reduce the catenary load on sprockets. Block chain length tolerance is -0 to $+1/16$ " per foot.

NOTE: NONCORROSIVE AND HEAT-RESISTANT BLOCK CHAIN—Stainless steel chains can be furnished on a made-to-order basis with laminated blocks only in riveted construction with cottered type connecting links.

Sprockets. All Block Chain sprockets are made to order.



Chain Number		Dimensions - inches								Recom. Max. Working Load, Lbs			Ave. Wgt. Per Foot Lbs
		Pitch	Block Width	Pin Head to Ctr. Line	Pin End to Ctr. Line	Over-all Width C		Link Plate Thick-ness	Pin. Diam.	Chain Speed FPM			
						Riv.	SCCLK			T	E	0-100	
Solid	Lami-nated	W	A	B	Riv.	SCCLK	T	E	0-100	101-200	201-300	Ave. Wgt. Per Foot Lbs	
B-502	L-502	1.000	0.19	0.19	0.25	0.38	0.44	0.06	0.17	200	182	143	0.3
B-503	L-503	1.000	0.25	0.22	0.28	0.44	0.50	0.06	0.17	230	209	164	0.3
B-504	L-504	1.000	0.31	0.28	0.33	0.56	0.61	0.08	0.19	230	209	164	0.4
B-505	L-505	1.000	0.38	0.31	0.36	0.63	0.67	0.08	0.19	300	273	214	0.4
B-506	L-506	1.000	0.50	0.38	0.42	0.75	0.80	0.08	0.19	300	273	214	0.5
—	L505SS	1.000	0.38	0.31	0.39	0.61	CTCLK 0.70	0.08	0.19				0.4

Note: Dimensions subject to change. Certified dimensions of ordered material furnished on request.